

KIT SPECIFICATIONS

DRIVER SIDE FRONT

ADJ40-K15-1260

Unit Size: 1260mm w x 1950mm h

End panels: Full Panels

No. of shelves: 7

Shelf Depth: 240mm (Row 1), 310mm (Row 2),
410mm (Rows 3-7)

Plastic Bins: 12 x PBC 3.0, 24 x PBC 4.0, 18 x PBC
8.0

DRIVER SIDE MID

ADJ40-K15-1260

Unit Size: 1260mm w x 1950mm h

End panels: Full Panels

No. of shelves: 7

Shelf Depth: 240mm (Row 1), 310mm (Row 2),
410mm (Rows 3-7)

Plastic Bins: 12 x PBC 3.0, 24 x PBC 4.0, 18 x PBC
8.0

DRIVER SIDE REAR

ADJ39-K15-1260

Unit Size: 1260mm w x 1950mm h

End panels: Full Panels

No. of shelves: 7

Shelf Depth: 240mm (Row 1), 310mm (Row 2),
410mm (Rows 3-7)

Plastic Bins: None

PASSENGER SIDE FRONT

ADJ39-K15-1260

Unit Size: 1260mm w x 1950mm h

End panels: Full Panels

No. of shelves: 7

Shelf Depth: 240mm (Row 1), 310mm (Row 2),
410mm (Rows 3-7)

Plastic Bins: None

PASSENGER SIDE REAR

ADJ40-K15-1260

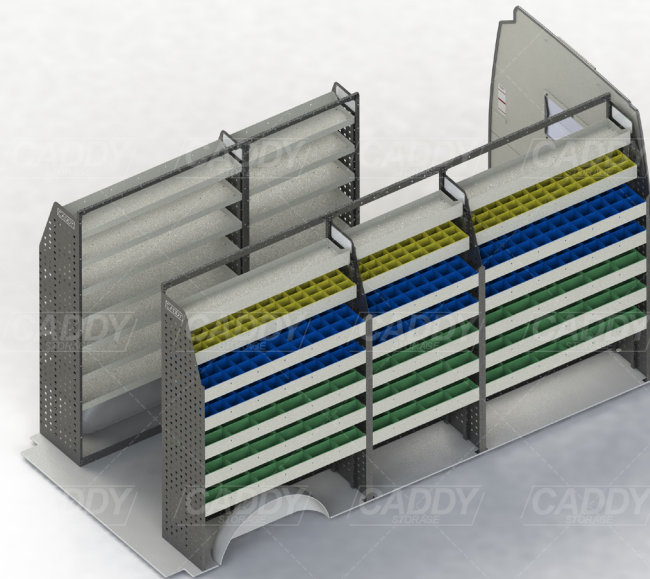
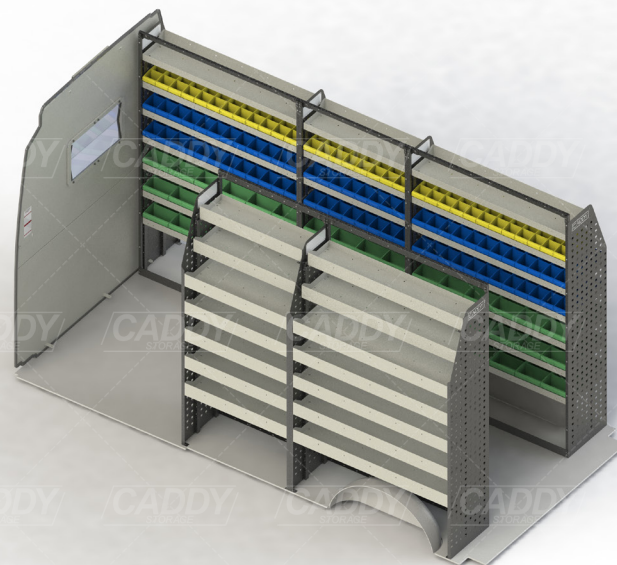
Unit Size: 1260mm w x 1950mm h



End panels: Full Panels


No. of shelves: 7

Shelf Depth: 240mm (Row 1), 310mm (Row 2),
410mm (Rows 3-7)

Plastic Bins: 12 x PBC 3.0, 24 x PBC 4.0, 18 x PBC
8.0


DRIVER SIDE FRONT

ADJ40-K15-1260
DRIVER SIDE MID

ADJ40-K15-1260
DRIVER SIDE REAR

ADJ39-K15-1260
PASSENGER FRONT

ADJ39-K15-1260
PASSENGER REAR

ADJ40-K15-1260

Cargo barrier and flooring depicted in images not included in Trade Kit. These accessories are available separately.

Model: Sprinter 313 or 316 or 319CDI / Make: Mercedes / Wheel Base: LWB / Roof: High / Year: 10/2013+.

Please check manufacturing plate for the make and model of your vehicle.